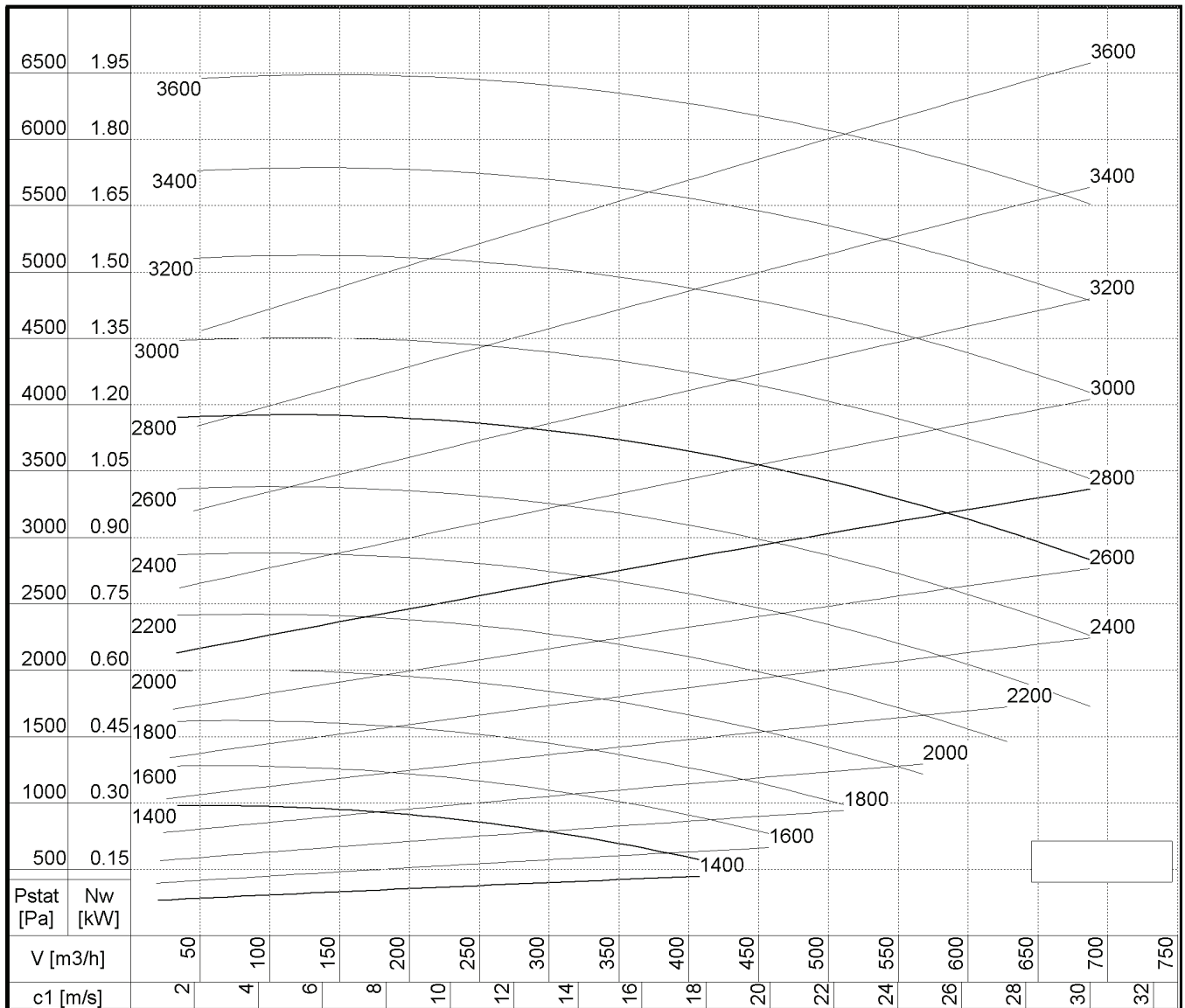


Sound power level L_{wA} dB(A) **Sound pressure $L_{pA} = L_{wA} - 7$ dB(A)** **Dist. 1 m**
 ISO 5136.2

n	L_{wA}					Hz				
	dB(A)	63	125	250	500	1000	2000	4000	8000	
min -1										
1600	67	51	54	56	63	63	54	50	39	
1800	70	54	57	59	66	66	57	53	42	
2000	72	56	59	61	68	68	59	55	44	
2200	74	58	61	63	70	70	61	57	46	
2400	76	60	63	65	72	72	63	59	48	
2600	78	62	65	67	74	74	65	61	50	
2800	80	64	67	69	76	76	67	63	52	
3000	81	65	68	70	77	77	68	64	53	
3200	82	66	69	71	78	78	69	65	54	
3400	84	68	71	73	80	80	71	67	56	
3600	85	69	72	74	81	81	72	68	57	

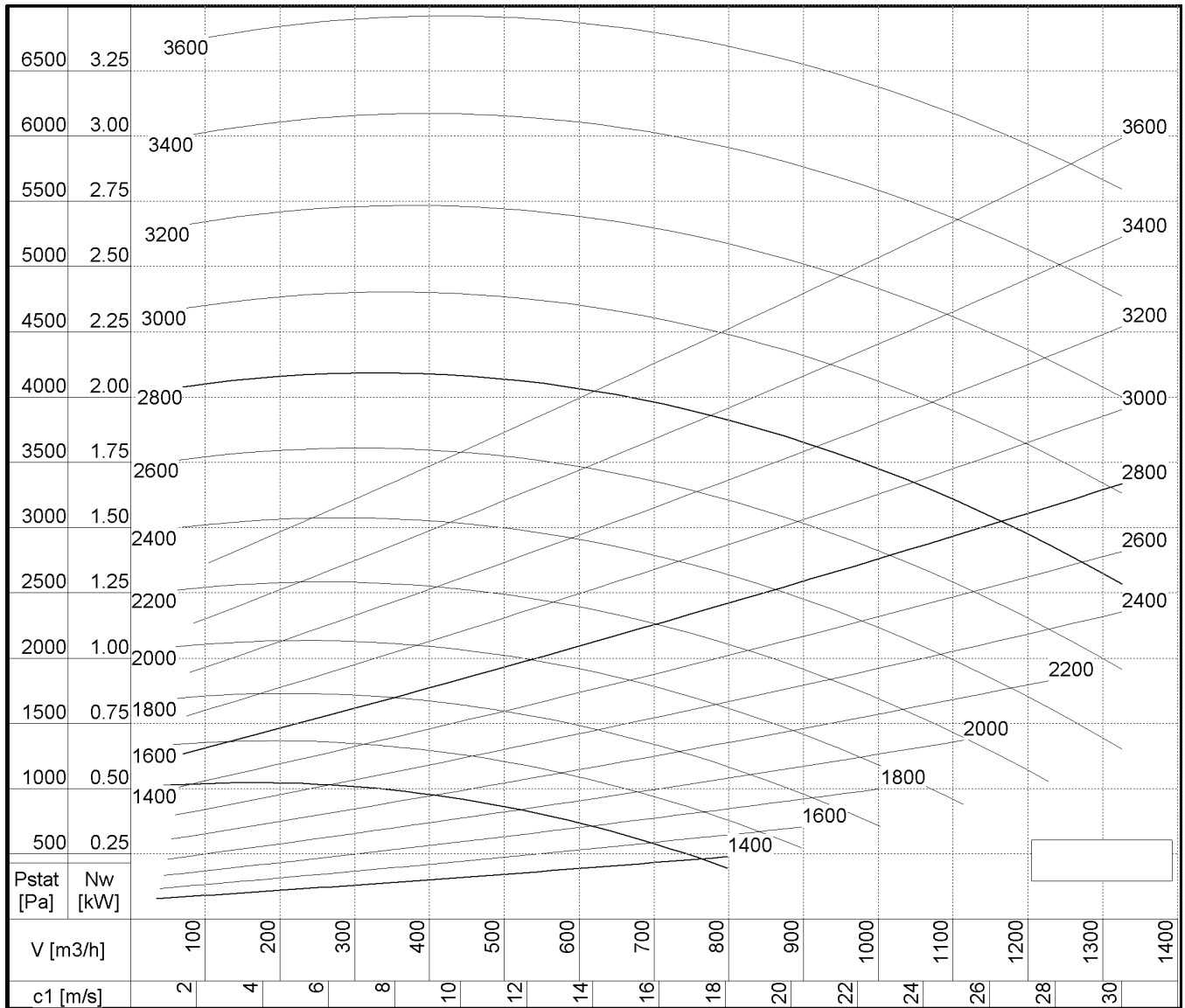




Sound power level L_{wA} dB(A) Sound pressure $L_{pA} = L_{wA} - 7$ dB(A) Dist. 1 m
 ISO 5136.2

n	L_{wA}		Hz							
	min -1	dB(A)	63	125	250	500	1000	2000	4000	8000
1600		70	53	58	61	67	65	58	54	45
1800		73	56	61	64	70	68	61	57	48
2000		75	58	63	66	72	70	63	59	50
2200		77	60	65	68	74	72	65	61	52
2400		79	62	67	70	76	74	67	63	54
2600		81	64	69	72	78	76	69	65	56
2800		83	66	71	74	80	78	71	67	58
3000		84	67	72	75	81	79	72	68	59
3200		85	68	73	76	82	80	73	69	60
3400		87	70	75	78	84	82	75	71	62
3600		88	71	76	79	85	83	76	72	63

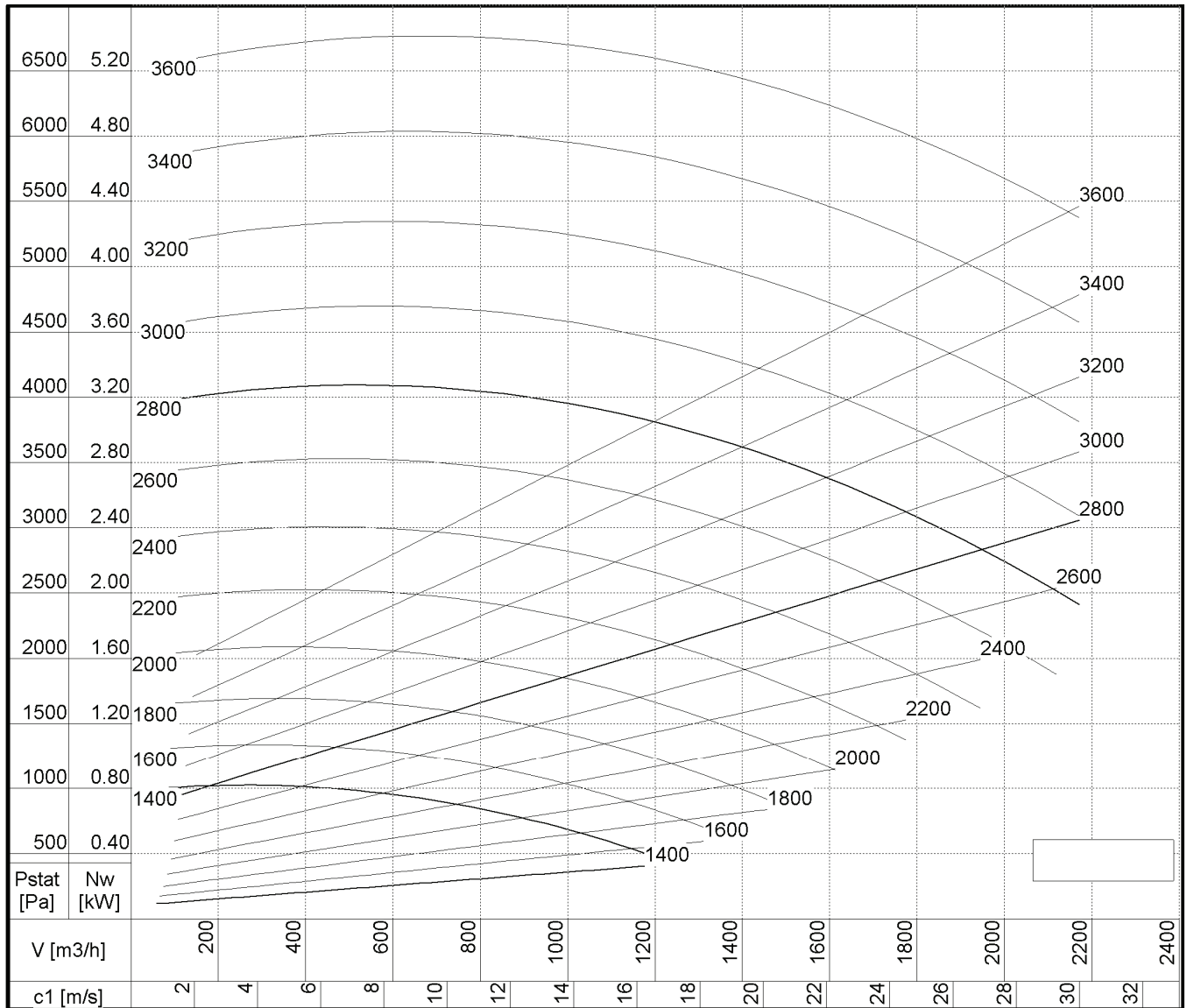




Sound power level L_{wA} dB(A) **Sound pressure $L_{pA} = L_{wA} - 7$ dB(A)** **Dist. 1 m**
 ISO 5136.2

n	L_{wA}		Hz						
	min	-1	63	125	250	500	1000	2000	4000
1600	73	55	61	65	70	66	62	57	49
1800	76	58	64	68	73	69	65	60	52
2000	78	60	66	70	75	71	67	62	54
2200	80	62	68	72	77	73	69	64	56
2400	82	64	70	74	79	75	71	66	58
2600	84	66	72	76	81	77	73	68	60
2800	86	68	74	78	83	79	75	70	62
3000	87	69	75	79	84	80	76	71	63
3200	88	70	76	80	85	81	77	72	64
3400	90	72	78	82	87	83	79	74	66
3600	91	73	79	83	88	84	80	75	67

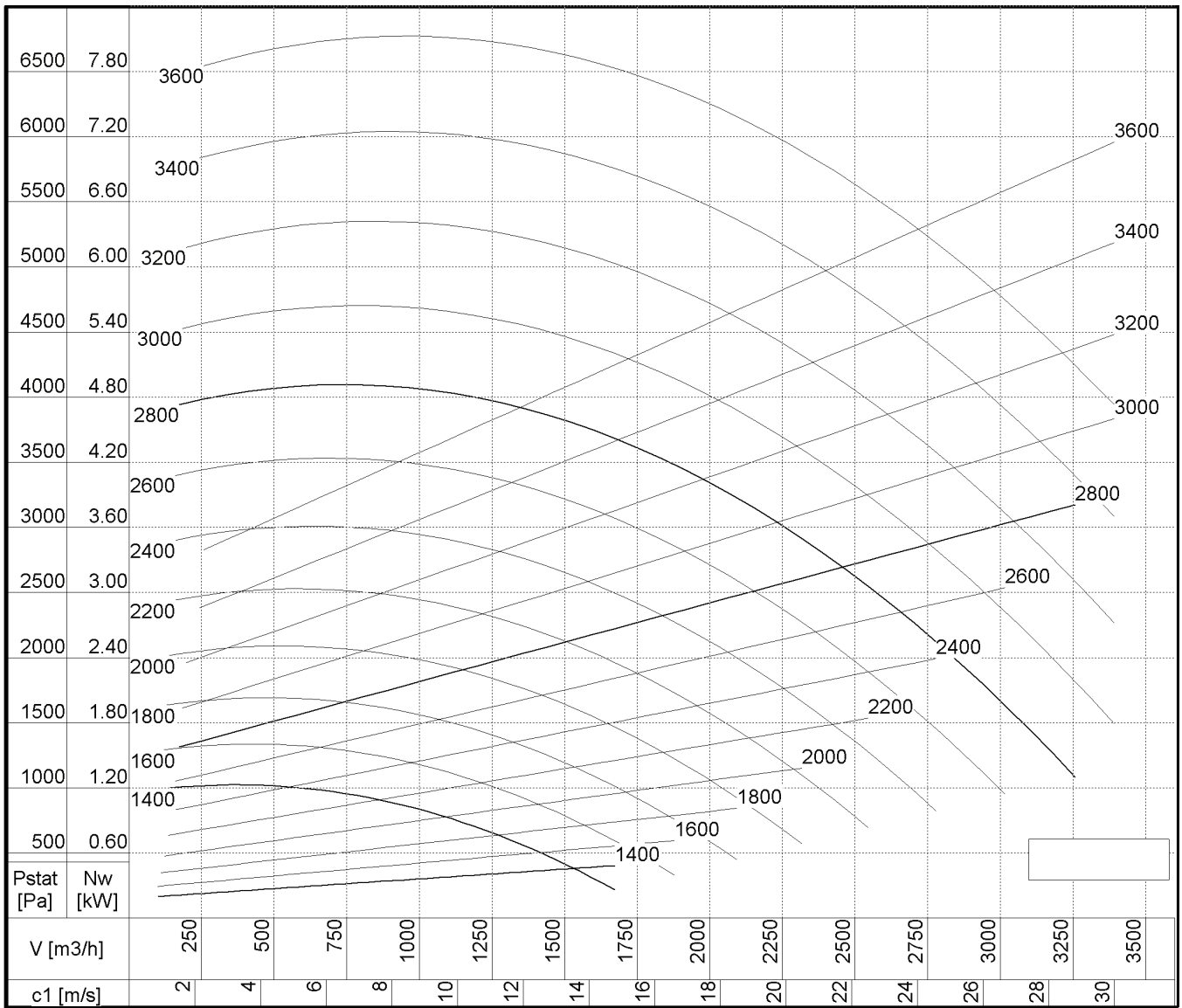




Sound power level L_{wA} dB(A) **Sound pressure $L_{pA} = L_{wA} - 7$ dB(A)** **Dist. 1 m**
 ISO 5136.2

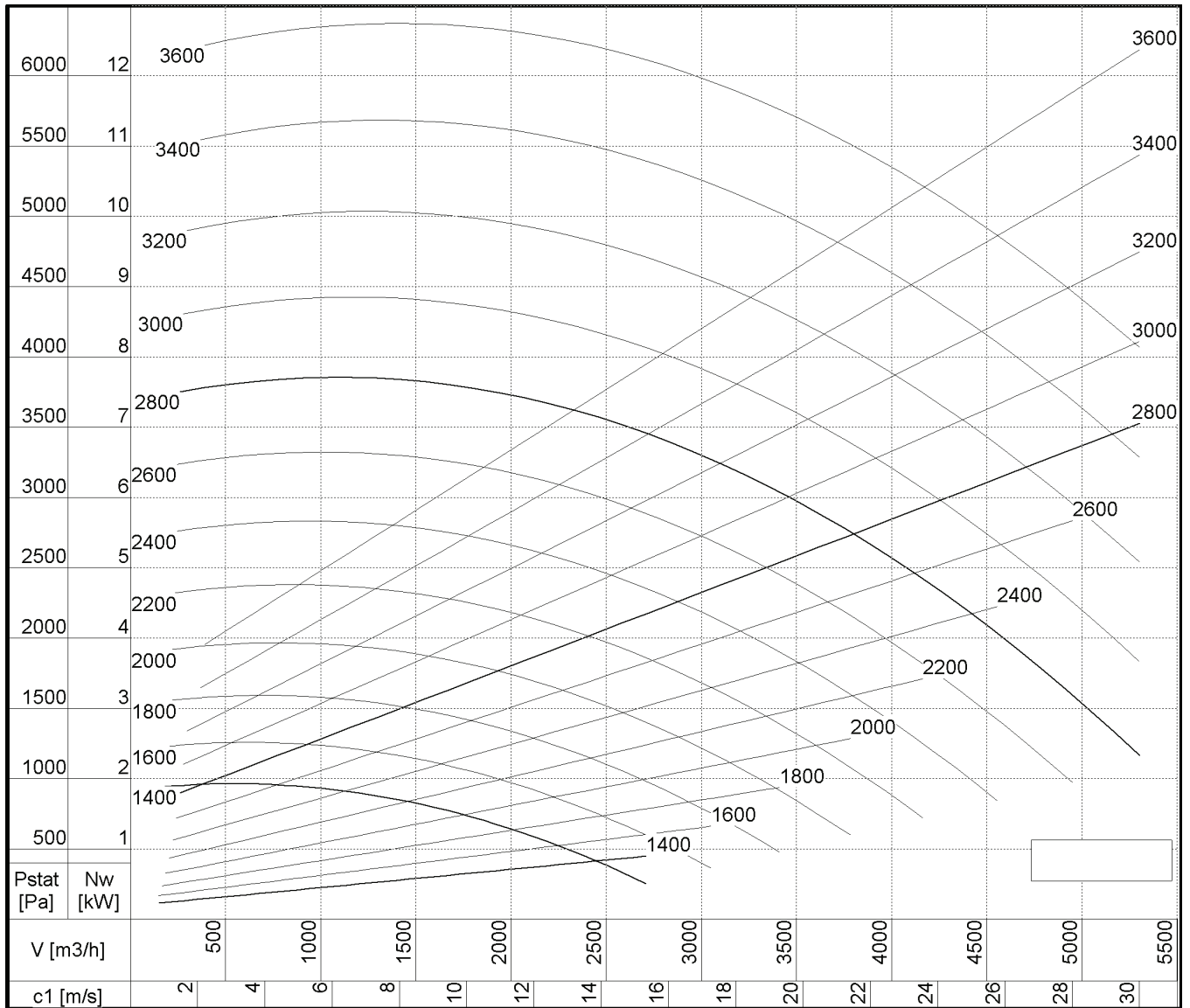
n	L_{wA}		Hz						
	dB(A)	63	125	250	500	1000	2000	4000	8000
min -1									
1600	75	56	62	68	72	67	64	59	52
1800	78	59	65	71	75	70	67	62	55
2000	80	61	67	73	77	72	69	64	57
2200	82	63	69	75	79	74	71	66	59
2400	84	65	71	77	81	76	73	68	61
2600	86	67	73	79	83	78	75	70	63
2800	88	69	75	81	85	80	77	72	65
3000	89	70	76	82	86	81	78	73	66
3200	90	71	77	83	87	82	79	74	67
3400	92	73	79	85	89	84	81	76	69
3600	93	74	80	86	90	85	82	77	70





Sound power level L_{wA} dB(A) **Sound pressure $L_{pA} = L_{wA} - 7$ dB(A)** **Dist. 1 m**
 ISO 5136.2

n	L_{wA}								
	dB(A)	63	125	250	500	1000	2000	4000	8000
min -1									
1600	76	57	63	69	73	68	65	60	53
1800	79	60	66	72	76	71	68	63	56
2000	81	62	68	74	78	73	70	65	58
2200	83	64	70	76	80	75	72	67	60
2400	85	66	72	78	82	77	74	69	62
2600	87	68	74	80	84	79	76	71	64
2800	89	70	76	82	86	81	78	73	66
3000	90	71	77	83	87	82	79	74	67
3200	91	72	78	84	88	83	80	75	68
3400	93	74	80	86	90	85	82	77	70
3600	94	75	81	87	91	86	83	78	71



Sound power level L_{wA} dB(A) **Sound pressure $L_{pA} = L_{wA} - 7$ dB(A)** **Dist. 1 m**
 ISO 5136.2

n	L_{wA} dB(A)	Hz								
		63	125	250	500	1000	2000	4000	8000	
min -1										
1600	79	59	66	72	76	70	68	63	56	
1800	82	62	69	75	79	73	71	66	59	
2000	84	64	71	77	81	75	73	68	61	
2200	86	66	73	79	83	77	75	70	63	
2400	88	68	75	81	85	79	77	72	65	
2600	90	70	77	83	87	81	79	74	67	
2800	92	72	79	85	89	83	81	76	69	
3000	93	73	80	86	90	84	82	77	70	
3200	94	74	81	87	91	85	83	78	71	
3400	96	76	83	89	93	87	85	80	73	
3600	97	77	84	90	94	88	86	81	74	